

12 March 2024

OFFICIAL

Building Digital Confidence

Daragh Galvin

eSafety Commissioner



eSafety Commissioner: First government agency

to regulate for the online safety of its citizens

Prevention

Evidence-based resources and programs



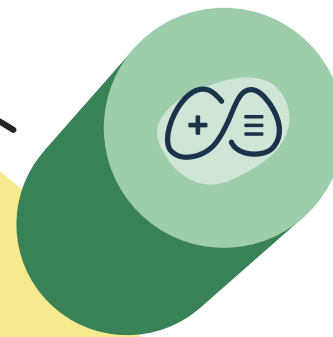
Protection

Regulatory and reporting schemes



Proactive and systemic change

Minimising the harms through Safety by Design



Est 2015



Learn new digital skills

Find free online courses and resources on everything from how to use your smartphone or tablet to cyber safety tips.

Explore topics >



ONLINE COURSE



Google maps, rideshare and transport apps >

Discover apps that help you find your way around and locate your devices

Popular Articles & tips Podcast

View all >





eSafety Sports hub

esafety.gov.au/sport



The smartphone screen displays the eSafety Commissioner website's 'Sports hub' page. At the top, there is a navigation bar with 'eSafety Commissioner' on the left, a search bar with 'I want help with' and 'SEARCH' buttons, and a 'REPORT ABUSE' button on the right. Below the navigation bar are tabs for 'Educators', 'Parents', 'Young people', 'Kids', 'Women', 'Seniors', 'First Nations', 'Communities', and 'Industry'. The 'Communities' tab is selected, and the page title is 'Sports hub'. The main content area has a light yellow background and features an illustration of three people playing tennis. Below the title is a paragraph: 'Explore our online safety advice and resources to help make sure everyone in sport has more positive experiences online.' A 'SHARE' button with a right-pointing arrow is located below the paragraph. The page is organized into a grid of nine white cards, each with a title, a brief description, and a circular icon. The cards are: 1. 'How to deal with online abuse' (computer icon), 2. 'How to recognise online abuse' (document with X icon), 3. '8 ways to stay safe online' (phone with lock icon), 4. 'Sports administrators' (folder with magnifying glass icon), 5. 'Coaches and officials' (key icon), 6. 'Athletes and competitors' (thumbs up icon), 7. 'Sports parents' (parent and child icon), 8. 'In the sporting spotlight' (Australia map icon), and 9. 'Downloadable resources' (folder with download arrow icon).

eSafety Commissioner

I want help with SEARCH REPORT ABUSE

Educators Parents Young people Kids Women Seniors First Nations Communities Industry

Communities | Sports hub


Sports hub

Explore our online safety advice and resources to help make sure everyone in sport has more positive experiences online.

SHARE →


How to deal with online abuse

Find out how to report serious online abuse.




How to recognise online abuse

Understand types of online risks in sport.




8 ways to stay safe online

Discover our top tips for online safety in your sport.




Sports administrators

Learn how to manage online safety at your club.




Coaches and officials

Explore safety advice and real online examples.




Athletes and competitors

Read practical advice about staying safer online.




Sports parents

Look at ways to keep your child safe at sport.




In the sporting spotlight

Find extra safety tips if you have a public profile.



Downloadable resources

Share positive online values in your sport.



Opportunities to drive digital confidence

- Identify need
- Education
- Blended approach
- Learner journey



Thank you



Australian Government



eSafety
Commissioner

esafety.gov.au

Daragh Galvin

daragh.galvin@esafety.gov.au